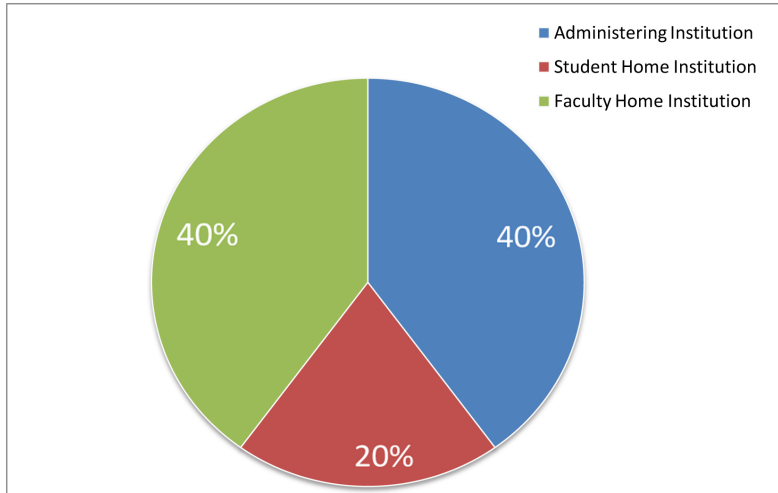


Financial Information

eCore Financial Model



During FY 2007-2009, eCore Functioned on its original financial model. The new 40-40-20 model was in effect beginning FY 2010.

Self-Sustaining Model

eCore through UWG adopted a new financial model consisting of three cost-centers: the administrative institution, the student home institution, and the faculty home institution:

- 40 percent to the Administering Institution
- 20 percent to the Student Home Institution
- 40 percent to the Faculty Home Institution
- Each student home institution also kept 100 percent of tuition from students withdrawing before the withdrawal deadline.
- In FY 2010, 18 USG institutions provided faculty for eCore, each providing faculty for an average number of 18 course sections, with average institutional revenue of more than \$11,000, after paying the faculty member.

eCore is completely self sustaining and requires no state appropriations.

Tuition

The new 40-40-20 model also included an increase in tuition. The change from \$144 per credit hour to \$189 per credit hour took place in Fall 2009. The tuition rates for the same period for a face-to-face class at our affiliates are as follows.

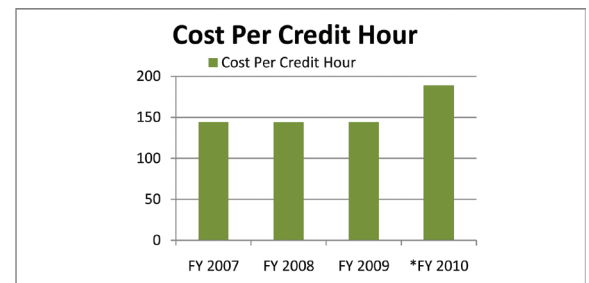
Valdosta State University-\$134

University of West Georgia-\$134

Southern Polytechnic State University-\$146

While the eCore tuition is higher, traditional fees that are mandated when a student enrolls in face-to-face courses are not applied. If a student is enrolled only in eCore classes, he or she is exempt from other fees associated with face-to-face courses.

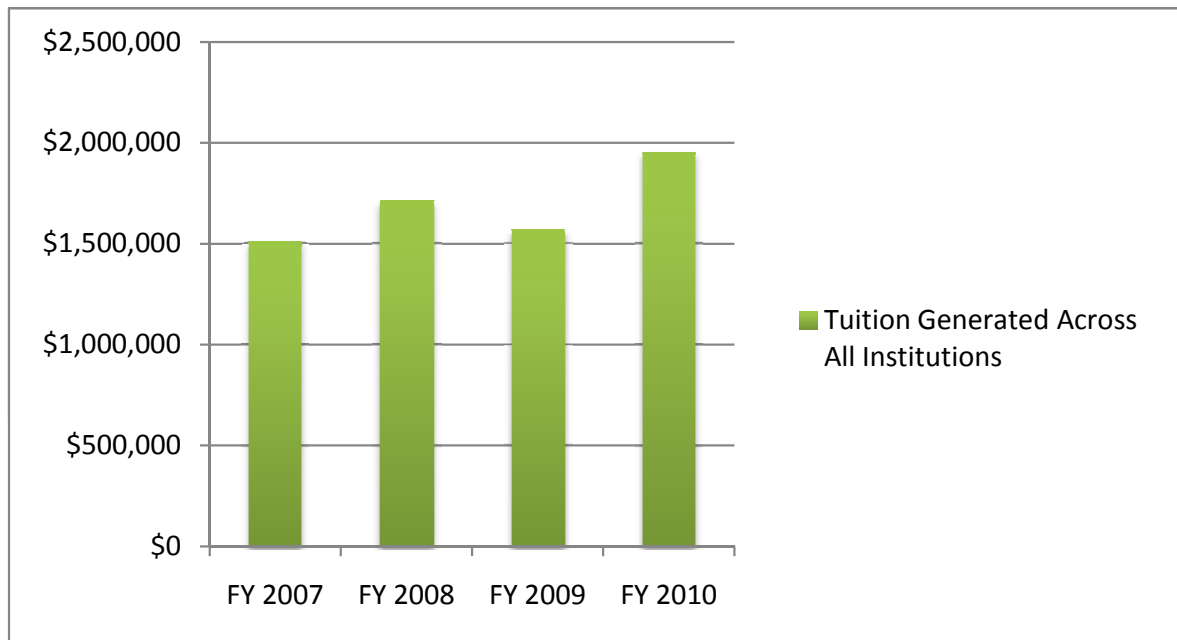
*The HOPE scholarship covers 100 percent of eCore tuition.



Did You Know?

- The two history courses account for nearly one-fourth of eCore's revenue.

Amount of Tuition Generated



Tuition Generated by Course

Title	FY 2007	FY 2008	FY 2009	*FY 2010	Grand Total
American Government	\$158,112	\$165,888	\$149,472	\$138,347	\$611,819
American Literature II	\$46,656	\$33,696	\$47,088	\$40,824	\$168,264
Calculus I	\$18,432	\$22,320	\$29,376	\$38,556	\$108,684
Chemistry I	\$20,160	\$24,768	\$20,160	\$35,532	\$100,620
Chemistry II	\$12,096	\$11,520	\$16,704	\$37,800	\$78,120
College Algebra	\$74,304	\$81,648	\$82,512	\$101,979	\$340,443
Elect. Tech. in Ed. Environments	\$4,320	\$3,744	\$3,168	\$9,072	\$20,304
English Composition I	\$65,664	\$81,648	\$63,072	\$87,210	\$297,594
English Composition II	\$90,720	\$84,240	\$100,656	\$110,808	\$386,424
Geosciences I	\$68,256	\$77,760	\$81,216	\$61,236	\$288,468
Human Communications	\$72,576	\$96,768	\$87,696	\$103,518	\$360,558
Integrated Science I	\$27,648	\$31,536	\$36,288	\$40,122	\$135,594
Intermediate Spanish I	\$10,800	\$16,848	\$13,392	\$47,628	\$88,668
Intermediate Spanish II	\$6,048	\$12,528	\$16,848	\$27,216	\$62,640
Math Modeling	\$17,712	\$22,896	\$22,464	\$24,732	\$87,804
Philosophy	\$56,592	\$75,168	\$76,464	\$98,820	\$307,044
Physics I	\$6,048	\$19,584	\$10,944	\$15,876	\$52,452
Physics II	\$1,728	\$1,152	\$0	\$0	\$2,880
Pre-Calculus	\$48,384	\$49,248	\$44,928	\$69,822	\$212,382
Psychology	\$158,112	\$165,888	\$95,904	\$124,767	\$544,671
Sociology	\$100,224	\$123,984	\$100,656	\$134,487	\$459,351
Statistics	\$54,864	\$49,680	\$44,928	\$59,049	\$208,521
U. S. History I	\$144,720	\$177,688	\$180,576	\$228,420	\$731,404

* In Fall semester FY 2010 tuition increased to \$189 per credit hour