

# Student Withdrawal Survey

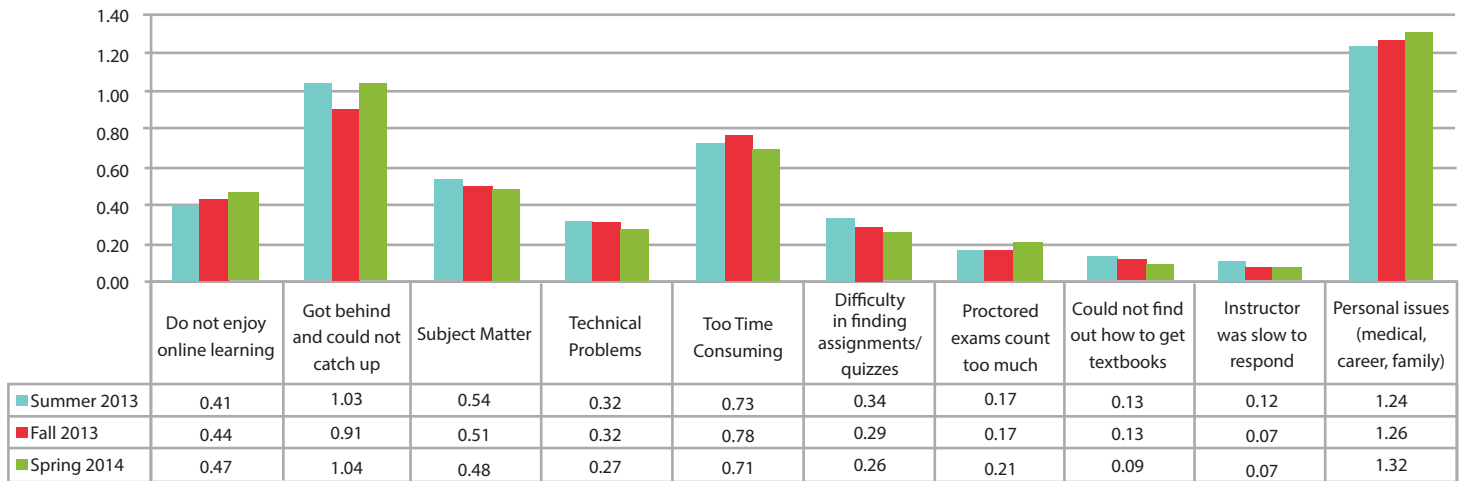
## Withdrawing Factors

(0 = No Impact, 1 = Somewhat an Impact, and 2 = Significant Impact)

Primary factor: Personal issues (medical, career, family)

Secondary factor: Got behind and could not catch up

Least factor: Instructor was slow to respond



## Withdrawing Experiences

(Summer Likert Scale: 1 - Strongly Disagree, 2 - Disagree, 3 - Neutral, 4 - Agree, 5 - Strongly Agree)

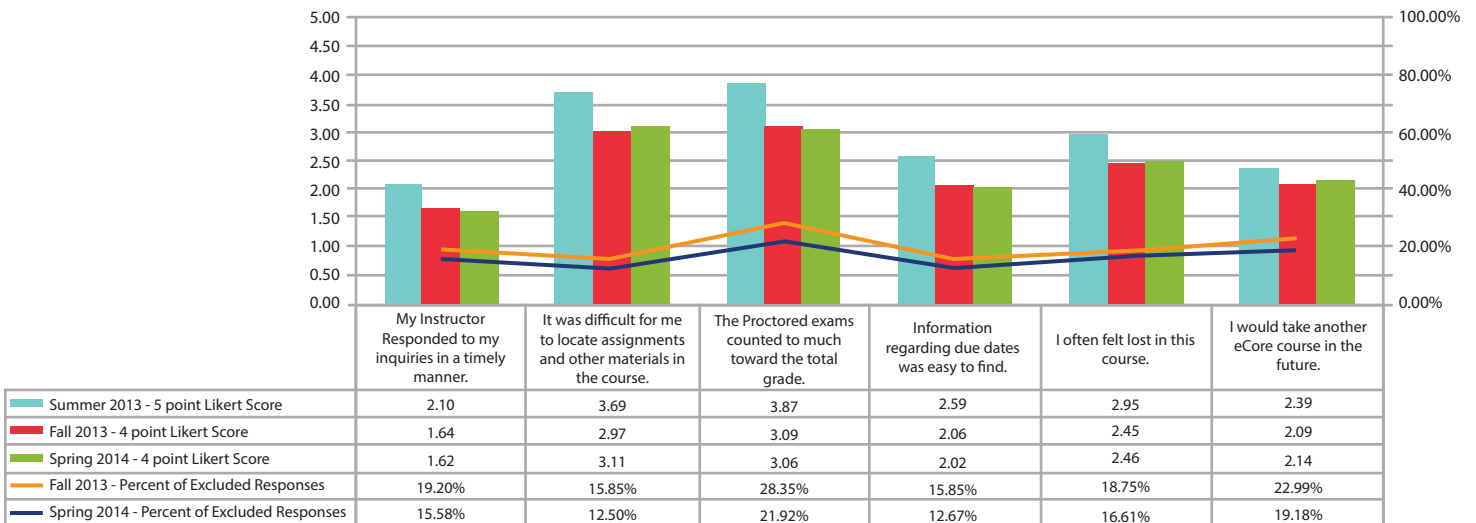
(Fall and Spring Likert Scale: 1 - Strongly Disagree, 2 - Disagree, 3 - Agree, 4 - Strongly Agree. Also respondents could choose Not Applicable and Don't Know, which were excluded from the calculations.)

Primary Experience: The proctored exams counted too much toward the total grade.

Secondary Experience: It was difficult for me to locate assignments and other materials in the course.

Least Experience: My instructor responded to my inquiries in a timely manner.

The Experience with the most Don't Know or Not Applicable: The proctored exams counted too much toward the total grade.



### Reasons for Withdrawal

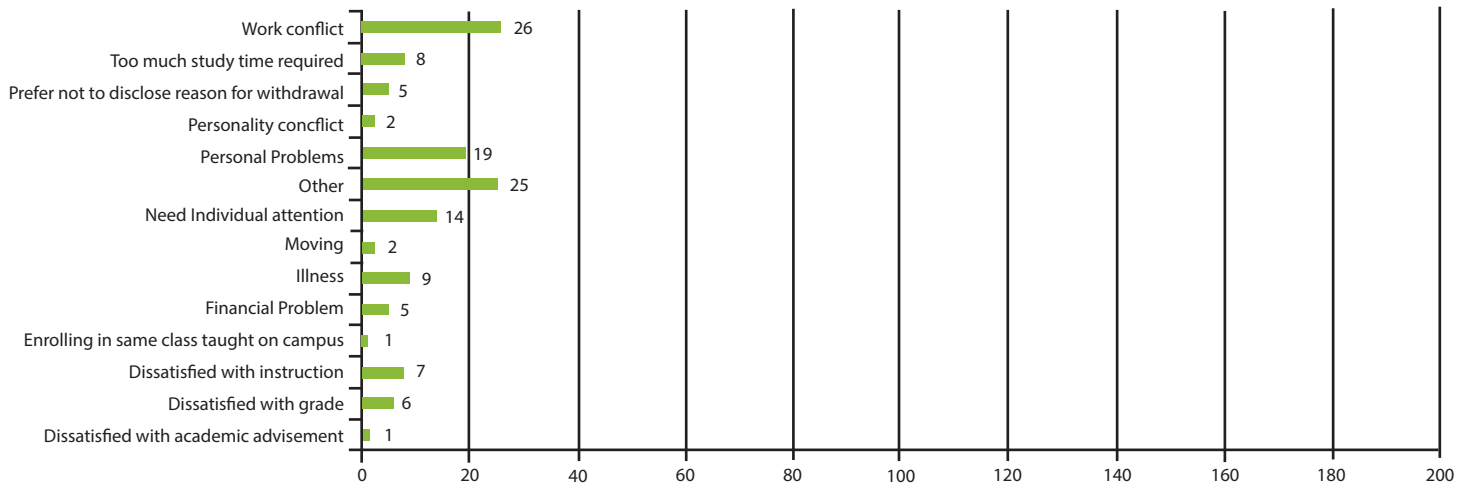
Primary Reason: Time and Personal Life Obligations

Secondary Reason: Prefer Face-to-Face Class

2013 had the largest percentage of enrollment reported in SEADS for outreach intervention (24.97%)

Spring 2014 had the lowest percentage of enrollment reported in SEADS for outreach intervention (23.14%)

### Withdrawing Reasons FY 2014 - Summer 2013



### Withdrawing Reasons FY 2014 (Fall 2013 and Spring 2014)

