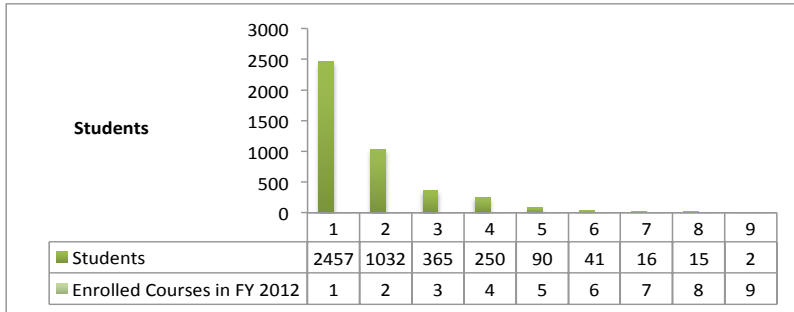
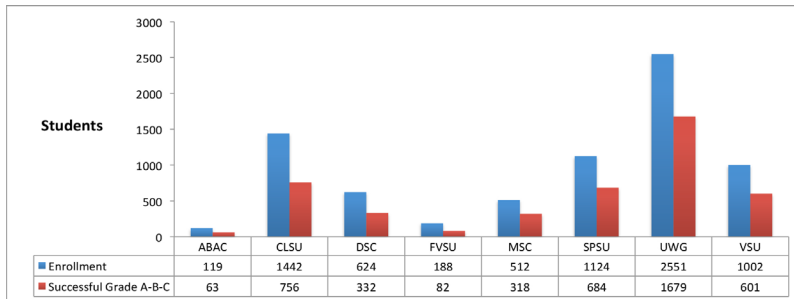


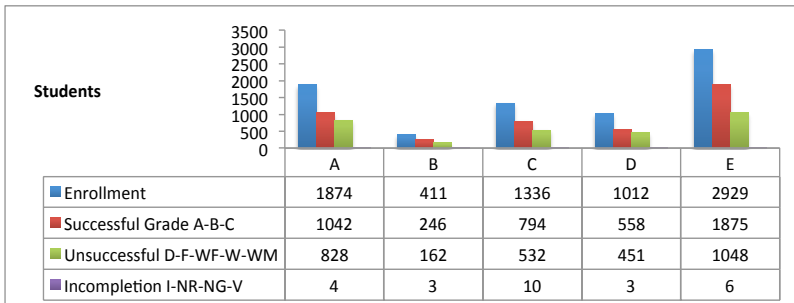
Courses Taken by Students FY 2012



Affiliate Enrollment & Success FY 2012



Overall Enrollment & Success FY 2012



Major Finding

The eCore enrollment and success comparison data improved from 54% in FY 2007 to over 67% in FY 2011.

Fiscal Year	Enrolled	Grades A-B-C-D	Enrollment Success (Grades A-B-C-D)	Successful Grades A-B-C	Enrollment Success (Grades A-B-C)
FY 2007	4548	2456	54.00%	N/A	N/A
FY 2008	4379	2457	56.11%	N/A	N/A
FY 2009	4289	2633	61.39%	N/A	N/A
FY 2010	4233	2871	67.82%	N/A	N/A
FY 2011	5061	3404	67.26%	N/A	N/A
FY 2012	7562	4980	65.86%	4515	59.71%

* Based on A-B-C in FY 2012 (would be 66% with Grades A-B-C-D)